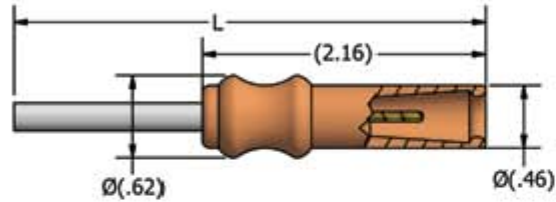


MALE GROMMET MOUNT STYLE
ASSEMBLY PART # 14201-



MALE FINGER GRIP STYLE
ASSEMBLY PART # 14203-



ASSEMBLY PART # 14205-



ASSEMBLY PART # 14208-



ASSEMBLY PART # 14207-



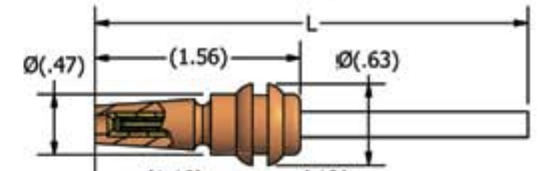
ASSEMBLY PART # 14210-



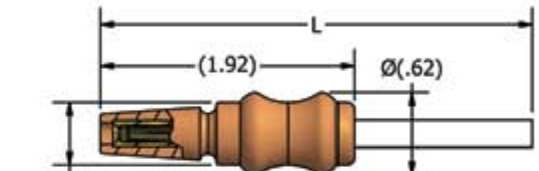
ASSEMBLY PART # 14206-



ASSEMBLY PART # 14209-



FEMALE GROMMET MOUNT STYLE
ASSEMBLY PART # 14202-



FEMALE FINGER GRIP STYLE
ASSEMBLY PART # 14204-

MOUNTING HOLE DIMENSIONS



14 SERIES 30 KVDC WIRE



PART NUMBER CONSTRUCTION CHART

ASSEMBLY LENGTHS	L1	L2	L3	L4	L5	L6	L7
	6"	12"	18"	24"	36"	48"	96"

CUSTOM LENGTHS: CONTACT FACTORY

TO CONSTRUCT A PART NUMBER,
MATCH THE LENGTH "L" WITH AN
ASSEMBLY NUMBER

EXAMPLE: If you require assembly part #
14206- and you want it to be 36" long, then
your part # would be 14206-L5



SERIES	VOLTAGE	CURRENT
14	30 KVDC	7.5 AMPS
WEB WWW.CATON.COM	PHONE 781-585-4315	FAX 781-585-2973