


# eclipse QL-9 Series


AN ADVANCED INTERCONNECT SOLUTION



## USER FRIENDLY

## PERFORMANCE ENGINEERED

## CONFIGURABLE



- Auto-Latch / Quick-Release Mating
- Positive Engagement Feedback
- Safe, Touch-Proof Contacts
- Sleek, Ergonomic Design
- Blind Mating Features

- Overmolded Strain and Flex Relief
- Splash-Proof / Submersible, IP-67
- Options to 100K Mating Cycles
- Voltage Ratings to 20KVDC
- Impact Resistant Housings

- Adapts to a Variety of Cable Styles
- Additional Housing Sizes Available
- Custom Contact Arrangements
- Alternate Keying Options
- Custom Colors

**DG Interconnect's, QL-9 Series** Cable Assemblies are terminated with an auto-latching connector that makes attaching electronic accessories, handtools, and peripherals a snap. The user friendly connector locks automatically, providing audible, visual, and tactile confirmation. The QL-9 is performance engineered to endure multiple mating cycles as well as the mechanical and ambient stress associated with dynamic environments. Its sleek, modular design is easily configured to match specific application requirements.

## STANDARD QL-9 HOUSING STYLES

### Panel-Mount Receptacle

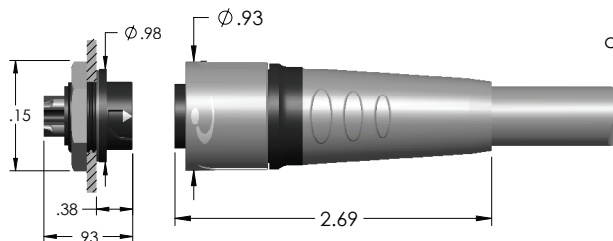
### Cable-Mount Plug

*with overmolded strain relief  
Style C*

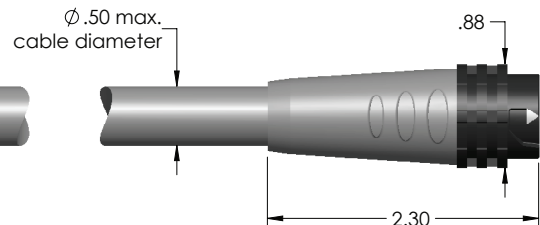
### Cable-Mount Receptacle

*with overmolded strain relief  
Style D*

*Front-Mount Housing  
Style B*



*Rear-Mount "Style A" Receptacle Housing  
also available. Please consult factory*



*All Dimensions in inches*



# CONNECT WITH THE FUTURE

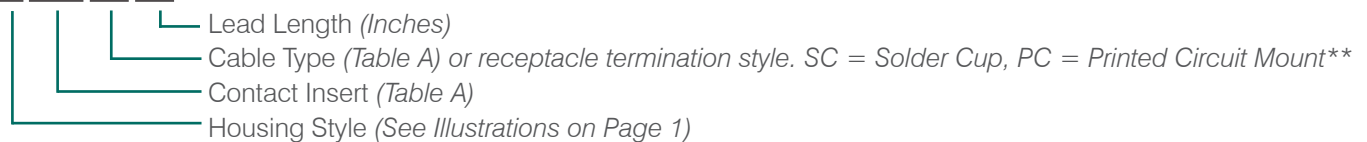
**TABLE A. STANDARD CIRCUIT CONFIGURATION**

	Contact Size	Poles	Wire Size	Voltage	Amps (40C)	Insert#	Cable #
	2.4 mm	2	12 AWG	300V	20A	102	DG
		3	12 AWG	300V	20A	103	LG
	2.0 mm	4	16 AWG	300V	15A	104	SG
	1.5 mm	5	18 AWG	125V	10A	105	NG
		6	18 AWG	125V	10A	106	MG
	1.0 mm	7	20 AWG	60V	5A	107	AG
	1.0 mm	8	20 AWG	60V	5A	108	CG
	1.0 mm	9	20 AWG	60V	5A	109	EG
	1.0 mm	10	20 AWG	60V	5A	110	JG
	0.8 mm	12	22 AWG	30V	2A	112	RG
	0.8 mm	14	22 AWG	30V	2A	114	KG
	0.8 mm	18	22 AWG	30V	2A	118	FG

Custom Contact Inserts Are Available\*

**TABLE B. QL-9 SERIES PART NUMBERS**

**QL9 C 103 LG 24**



## SPECIFICATIONS

### ELECTRICAL

- **Voltage Rating:** See Table A
- **Current Rating:** See Table A
- **Dielectric w/s:** 500 V/mil

### MECHANICAL

- **Insulator Mat'l:** TP Resin
- **Max. Cable Diameter:** .500"
- **Accidental Release:** 40 lbs. min.

### ENVIRONMENTAL

- **Operating Temp:** -45°C to 105° C, 132°C (Limited)\*
- **Chem Resistance:** Most OR Solvents, Broad Spectrum\*
- **Waterproof:** IP67

### CONTACTS

- **Mating Cycles:** 5,000 Standard; 100K Optional\*
- **Construction:** Machined, Crown Spring
- **Plating:** Gold over Nickel.

\*Consult a DGI sales engineer for future information on how a QL-9 Series interconnect may be incorporated into your specific application.

\*\*Consult factory for pcb mounting template.