

eclipse **RJ-45 Series**

A RUGGEDIZED ETHERNET SOLUTION

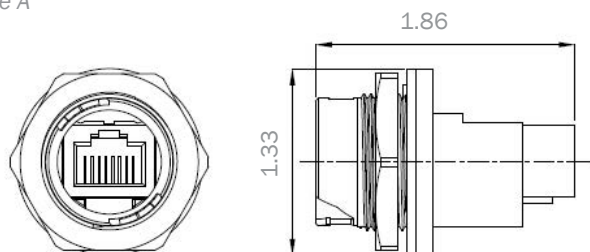


- Auto-Lock Mating - Just like an RJ-45
- Positive Engagement Feedback
- Sleek, Ergonomic Design
- Tough, Impact Resistant
- Custom Colors
- Works with standard Ethernet cable
- Tool Free / Splice Free Assembly
- Splash-Proof / Submersible, IP-67

STANDARD RJ-45 SERIES RUGGEDIZED HOUSING STYLES

Panel-Mount Receptacle

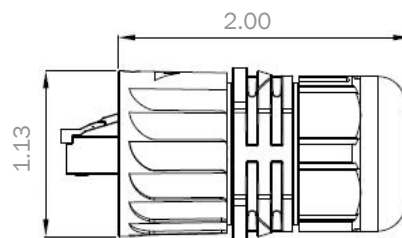
Rear-Mount Housing
Style A



Front-Mount "Style B" Receptacle Housing
also available. Please consult factory

Cable-Mount Plug

Style C



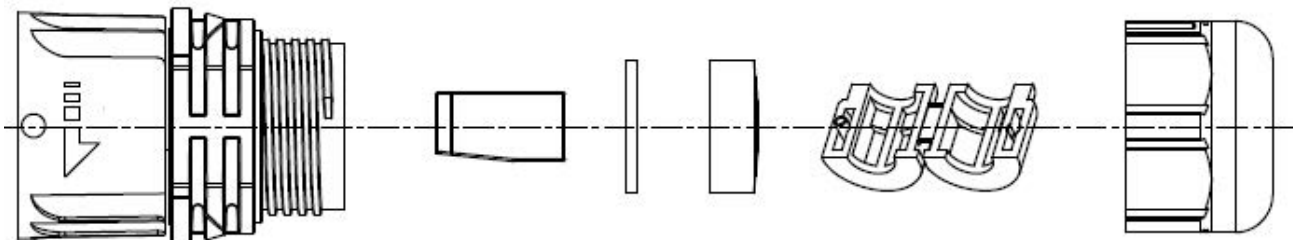
All Dimensions in inches



CONNECT WITH THE FUTURE

TABLE A. STANDARD RJ-45 HOUSING ASSEMBLIES

RJ-45 Plug Components - Can be assembled onto a pre-terminated RJ-45 cable assembly



RJ-45 Receptacle Components

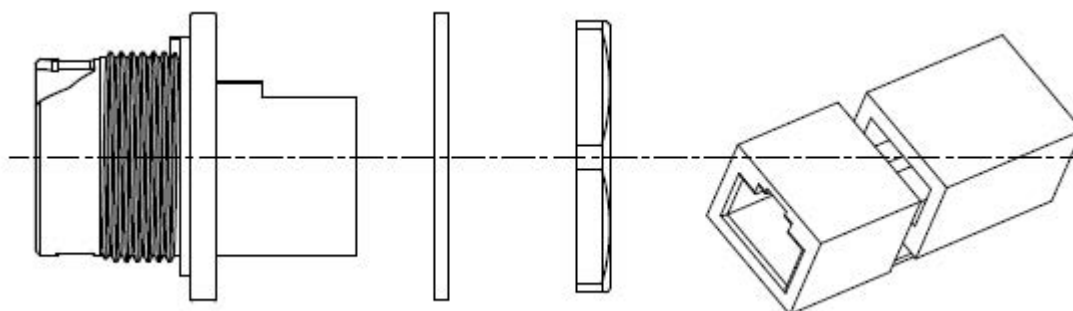
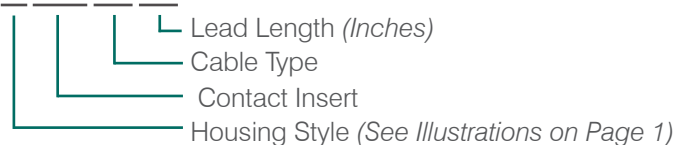


TABLE B. RJ 45 SERIES PART NUMBERS

QL12 C 545 RJ 24



Electrical

- Insulation Resistance: 10mΩ at DC500V
- Contact Resistance: <10mΩ
- Dielectric withstanding: 500v/mil

Mechanical & Environmental

- Operation Temp. -45c to 105c
- Waterproof: IP-67
- Cable type: Standard RJ-45 cable

*Consult a DGI sales engineer for future information on how a RJ-45 Series interconnect may be incorporated into your specific application.